

Now Yesterday

Search:

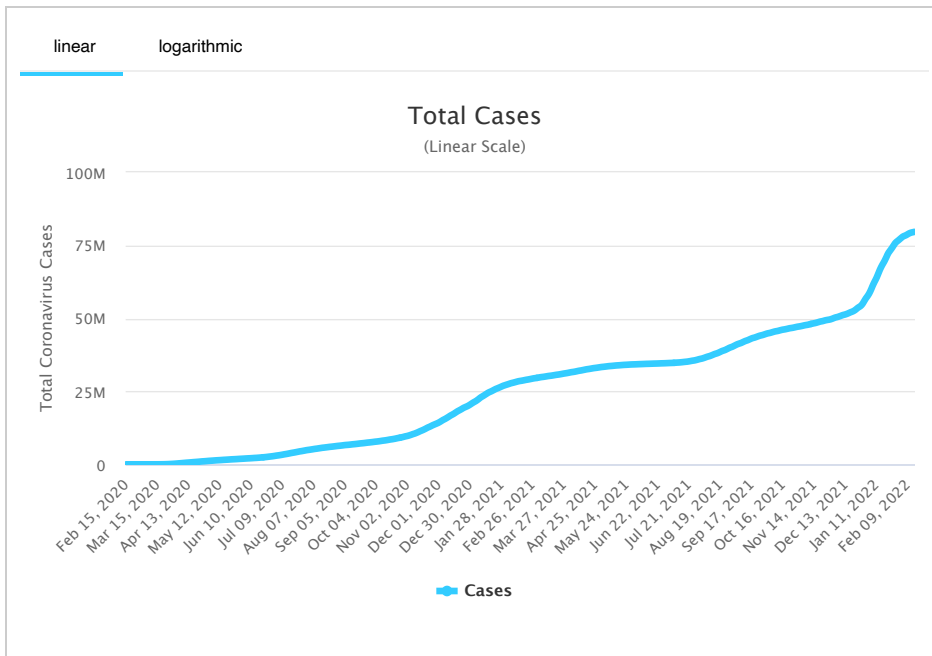
#	USA State	Total Cases	New Cases	Total Deaths	New Deaths	Total Recovered	Active Cases	Tot Cases/ 1M pop	Deaths/ 1M pop	Total Tests
	USA Total	79,628,966		949,248		50,565,047	28,114,671	240,569	2,868	932,841
1	California (/coronavirus/usa/california/)	8,848,232		83,354		N/A	N/A	223,937	2,110	143,541
2	Texas (/coronavirus/usa/texas/)	6,551,552		82,972		N/A	N/A	225,948	2,862	59,071
3	Florida (/coronavirus/usa/florida/)	5,801,059		67,911		3,756,624	1,976,524	270,096	3,162	53,111
4	New York (/coronavirus/usa/new-york/)	5,038,547		67,089		2,738,609	2,232,849	259,004	3,449	99,111
5	Illinois (/coronavirus/usa/illinois/)	3,004,664		36,057		2,488,822	479,785	237,114	2,845	53,111
6	Pennsylvania (/coronavirus/usa/pennsylvania/)	2,729,278		42,424		N/A	N/A	213,192	3,314	24,541
7	Ohio (/coronavirus/usa/ohio/)	2,635,769		35,372		2,508,388	92,009	225,489	3,026	21,341
8	North Carolina (/coronavirus/usa/north-carolina/)	2,543,260		21,835		2,421,943	99,482	242,490	2,082	25,241
9	Georgia (/coronavirus/usa/georgia/)	2,443,410		34,335		1,611,617	797,458	230,132	3,234	22,641
10	Michigan (/coronavirus/usa/michigan/)	2,331,102		33,518		1,421,905	875,679	233,417	3,356	23,241
11	New Jersey (/coronavirus/usa/new-jersey/)	2,147,857		32,483		1,342,594	772,780	241,816	3,657	17,241
12	Tennessee (/coronavirus/usa/tennessee/)	1,974,677		23,466		N/A	N/A	289,153	3,436	12,141
13	Arizona (/coronavirus/usa/arizona/)	1,954,908		27,186		1,618,513	309,209	268,579	3,735	18,041
14	Indiana (/coronavirus/usa/indiana/)	1,669,872		22,251		1,451,736	195,885	248,042	3,305	18,641
15	Massachusetts (/coronavirus/usa/massachusetts/)	1,654,513		22,974		N/A	N/A	240,045	3,333	40,141
16	Virginia (/coronavirus/usa/virginia/)	1,613,719		17,779		N/A	N/A	189,059	2,083	18,141
17	Wisconsin (/coronavirus/usa/wisconsin/)	1,559,233		12,969		N/A	N/A	267,797	2,227	15,041

18	South Carolina (/coronavirus/usa/south-carolina/)	1,443,723	16,243	921,566	505,914	280,405	3,155	15,31
19	Washington (/coronavirus/usa/washington/)	1,410,658	11,373	N/A	N/A	185,250	1,494	11,01
20	Minnesota (/coronavirus/usa/minnesota/)	1,399,164	12,022	1,369,052	18,090	248,095	2,132	18,41
21	Missouri (/coronavirus/usa/missouri/)	1,383,007	18,324	867,487	497,196	225,340	2,986	14,01
22	Colorado (/coronavirus/usa/colorado/)	1,295,177	12,155	786,849	496,173	224,906	2,111	16,31
23	Alabama (/coronavirus/usa/alabama/)	1,265,932	17,656	N/A	N/A	258,186	3,601	7,11
24	Kentucky (/coronavirus/usa/kentucky/)	1,244,139	13,450	N/A	N/A	278,476	3,011	13,21
25	Louisiana (/coronavirus/usa/louisiana/)	1,214,994	16,258	N/A	N/A	261,357	3,497	14,11
26	Oklahoma (/coronavirus/usa/oklahoma/)	1,009,507	12,425	N/A	N/A	255,121	3,140	5,31
27	Maryland (/coronavirus/usa/maryland/)	971,175	13,939	N/A	N/A	160,639	2,306	18,41
28	Utah (/coronavirus/usa/utah/)	914,799	4,326	849,670	60,803	285,343	1,349	9,11
29	Iowa (/coronavirus/usa/iowa/)	815,206	8,829	616,291	190,086	258,380	2,798	8,41
30	Arkansas (/coronavirus/usa/arkansas/)	809,396	10,141	784,467	14,788	268,207	3,360	6,51
31	Mississippi (/coronavirus/usa/mississippi/)	782,689	11,697	727,385	43,607	262,987	3,930	5,81
32	Kansas (/coronavirus/usa/kansas/)	758,237	7,860	583,014	167,363	260,266	2,698	2,21
33	Connecticut (/coronavirus/usa/connecticut/)	715,692	10,219	608,966	96,507	200,739	2,866	14,81
34	Oregon (/coronavirus/usa/oregon/)	680,852	6,393	420,910	253,549	161,426	1,516	10,21
35	Nevada (/coronavirus/usa/nevada/)	675,640	9,421	484,667	181,552	219,353	3,059	6,61
36	New Mexico (/coronavirus/usa/new-mexico/)	504,287	6,711	401,488	96,088	240,500	3,201	6,41
	West Virginia	477,935	6,067	465,917	5,951	266,683	3,385	5,51

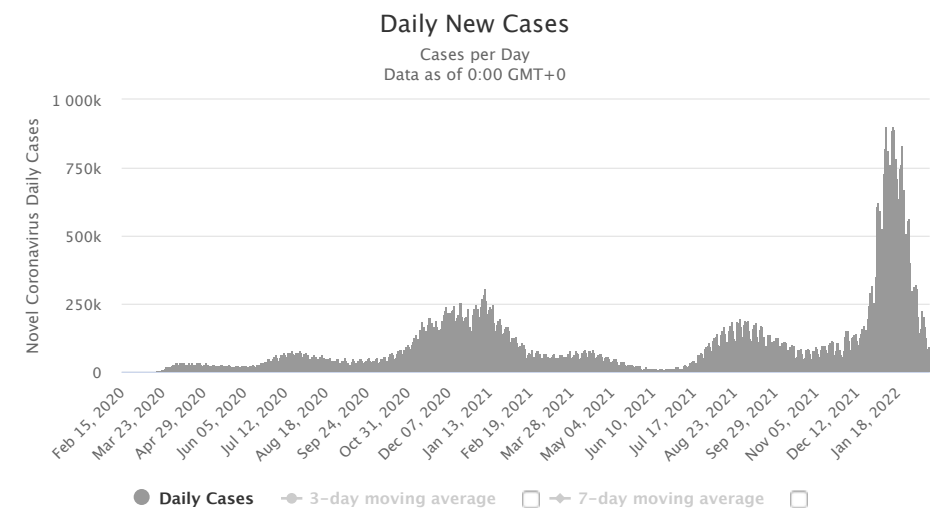
37	(/coronavirus/usa/west-virginia/)									
38	Nebraska (/coronavirus/usa/nebraska/)	451,718		3,830		N/A	N/A	233,517	1,980	5,161
39	Idaho (/coronavirus/usa/idaho/)	406,806		4,615		146,711	255,480	227,639	2,582	2,700
40	Rhode Island (/coronavirus/usa/rhode-island/)	353,048		3,393		N/A	N/A	333,265	3,203	7,300
41	New Hampshire (/coronavirus/usa/new-hampshire/)	291,083		2,316		285,315	3,452	214,077	1,703	4,300
42	Montana (/coronavirus/usa/montana/)	258,765		3,083		251,542	4,140	242,113	2,885	2,600
43	Delaware (/coronavirus/usa/delaware/)	253,881		2,645		228,211	23,025	260,721	2,716	9,000
44	North Dakota (/coronavirus/usa/north-dakota/)	235,447		2,165		231,135	2,147	308,960	2,841	6,000
45	South Dakota (/coronavirus/usa/south-dakota/)	233,441		2,742		219,416	11,283	263,877	3,099	2,000
46	Hawaii (/coronavirus/usa/hawaii/)	232,302		1,262		N/A	N/A	164,070	891	3,400
47	Alaska (/coronavirus/usa/alaska/)	226,276		1,081		148,518	76,677	309,312	1,478	3,900
48	Maine (/coronavirus/usa/maine/)	187,697		1,828		N/A	N/A	139,633	1,360	4,600
49	Wyoming (/coronavirus/usa/wyoming/)	153,335		1,689		150,800	846	264,938	2,918	1,300
50	District Of Columbia (/coronavirus/usa/district-of-columbia/)	133,339		1,309		N/A	N/A	188,933	1,855	3,000
51	Vermont (/coronavirus/usa/vermont/)	109,793		575		90,917	18,301	175,953	921	3,300
52	Puerto Rico	468,946		4,047		252,444	212,455	138,457	1,195	3,700
53	Guam	40,891		308		35,383	5,200			3,000
54	United States Virgin Islands	15,229		107		14,911	211			3,000
55	Northern Mariana Islands	7,746		25		5,882	1,839			1,000
56	American Samoa	4				4	0			
57	Veteran Affairs	598,804		20,133		559,770	18,901			7,700
58	US Military	575,794		676		489,635	85,483			
59	Federal Prisons	68,744		292		N/A	N/A			1,000

60	Navajo Nation	51,845	1,636	49,593	616			41
61	Grand Princess Ship	122	7	115	0			
62	Wuhan Repatriated	3		3	0			
63	Diamond Princess Ship	46		46	0			
	Total:	79,628,966	949,248	50,565,047	28,114,671	240,569	2,868	932,81

Total Coronavirus Cases in the United States

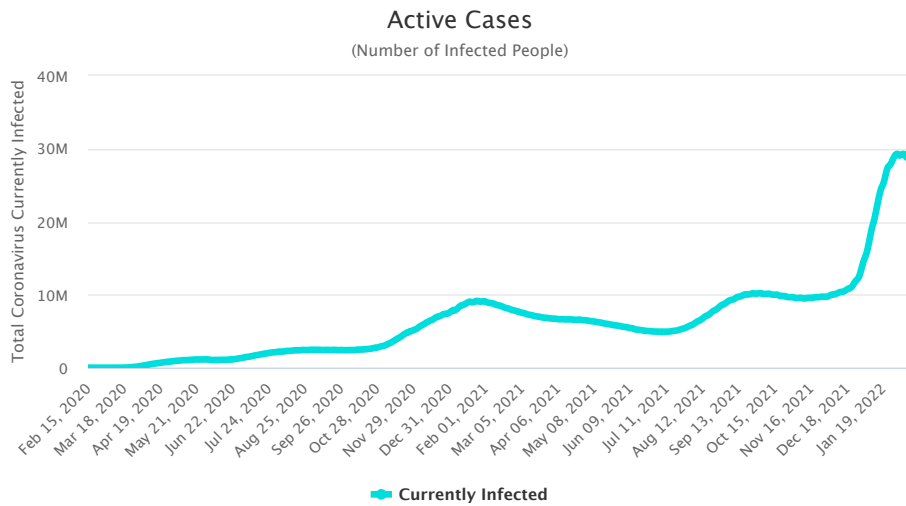


Daily New Cases in the United States

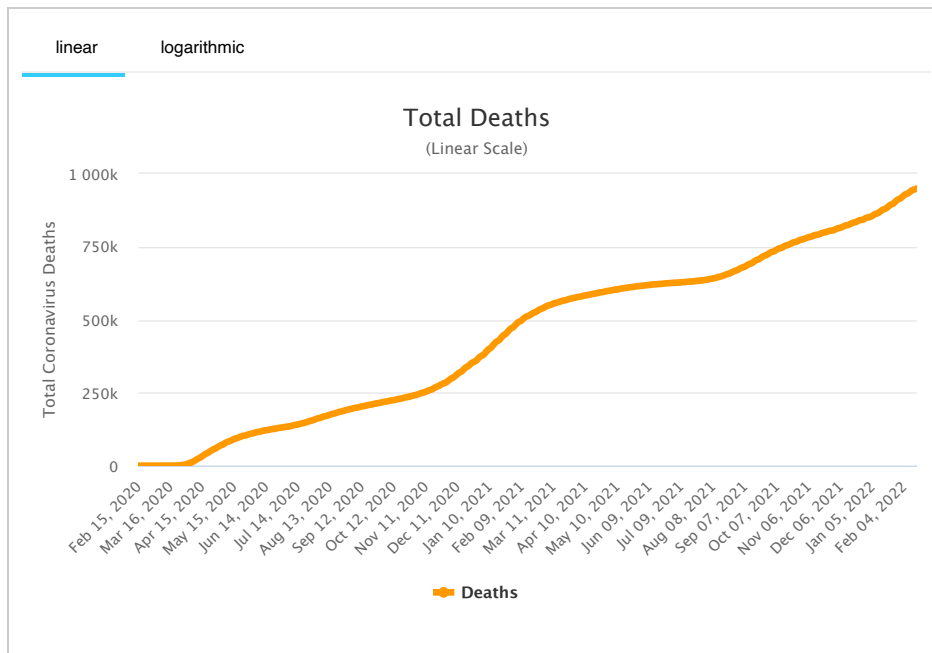


See also: [Daily Deaths Graph](#)

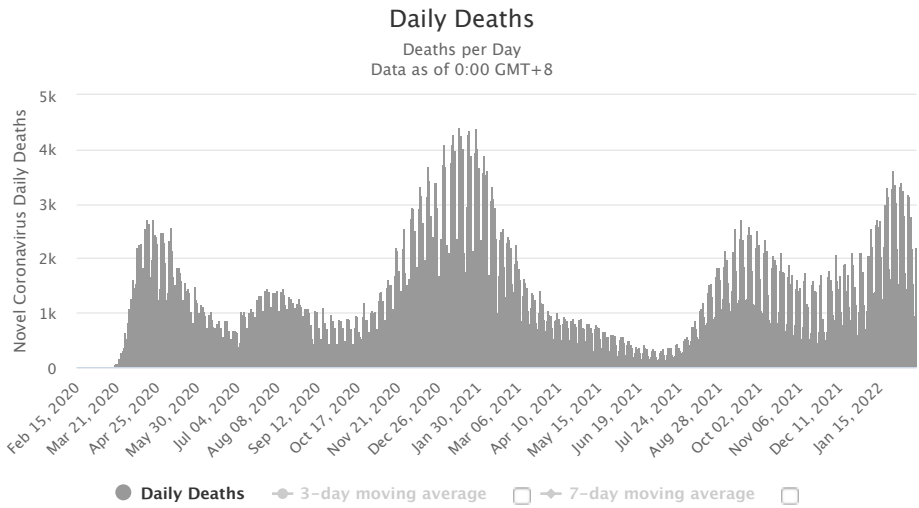
Active Cases in the United States



Total Coronavirus Deaths in the United States



Daily New Deaths in the United States



See also: [Daily Cases Graph](#)

Latest News

February 15 (GMT)

Updates

- 94,913 new cases and 2,202 new deaths in [the United States \(/coronavirus/country/us/\)](#)

February 14 📰

February 13 📰

February 12 📰

February 11 📰

February 10 📰

[View More News](#) ⌵

Historical account of the initial stages of the epidemic in the United States

Content:

- First 20 cases in the United States
- Progression of first suspected cases
- Timeline of initial events
- Sources for the historical account

First 20 cases in the United States

Information collected on the first 20 domestic cases (not including repatriated cases and Diamond Princess cruise ship evacuee cases) is presented in the table below:

State	Cases	Sex	Age	Date	Case #	Location	Source
Oregon	1			Feb. 29	17 th	Washington C.	
Washington	2			Feb. 29	18, 19 th		
	1	M	30s	Jan. 21	1 st	Snohomish	[7]
Illinois	1			Mar. 1	20 th		
	1	M	60s	Jan. 30	6 th	Chicago	[12]
	1	F	60s	Jan. 24	2 nd	Chicago	[8]
California	2	unkn.	unkn.	Jan. 26	3 rd , 4 th	Orange C., L.A.	[9]
	1	M	adult	Jan. 31	7 th	Santa Clara C.	[17][18]
	1	F	unkn.	Feb. 2	9 th	Santa Clara C.	
	1	M	57	Feb. 2	10 th	San Benito C.	
	1	F	57	Feb. 2	11 th	San Benito C.	
	1		65	Feb. 28	16 th	Santa Clara C.	
	1			Feb. 21	13 th	Humboldt C.	
	1			Feb. 21	14 th	Sacramento C.	
	1			Feb. 26	15 th	[Northern California]	
Massachusetts	1	M	20s	Feb. 1	8 th	Boston	[16]
Arizona	1	unkn.	student	Jan. 26	5 th	Maricopa County	
Wisconsin	1			Feb. 5	12 th	Madison	

Patients Under Investigation (PUI) in the United States

CDC in the early stages released information regarding the number of cases and people under investigation that was updated regularly on Mondays, Wednesdays, and Fridays. Below we provide the historical reports that we were able to gather in order to track the progression in the number of suspected cases and US states involved through time in the initial stages

As of Feb. 10:

<i>Number of U.S. States with PUI</i>	<i>36</i>
Positive	12
Negative	318
Pending (specimens awaiting testing)	68
TOTAL	398

As of Feb. 7:

<i>Number of U.S. States with PUI</i>	<i>36</i>
Positive	12
Negative	225
Pending (specimens awaiting testing)	100
TOTAL	337

As of Feb. 5:

<i>Number of U.S. States with PUI</i>	<i>36</i>
Positive	11
Negative	206
Pending (specimens awaiting testing)	76
TOTAL	293

As of Feb. 3:

<i>Number of U.S. States with PUI</i>	<i>36</i>
Positive	11
Negative	167
Pending (specimens awaiting testing)	82
TOTAL	260

As of January 31:

<i>Number of U.S. States with PUI</i>	<i>36</i>
Positive	6
Negative	114
Pending (specimens awaiting testing)	121
TOTAL	241

Previously, as of January 29, there were 92 suspected cases awaiting testing.

--	--

Number of U.S. States with PUI	36
Positive	5
Negative	68
Pending (specimens awaiting testing)	92
TOTAL	165

Timeline of Events

-  On January 31, HHS declared Coronavirus a Public Health Emergency in the US (<https://www.hhs.gov/about/news/2020/01/31/secretary-azar-declares-public-health-emergency-us-2019-novel-coronavirus.html>)
As of Jan. 31, the Wuhan coronavirus is officially a public health emergency in the United States, Alex Azar, secretary of the US Department of Health and Human Services (HHS), announced at a White House press briefing.
-  On Jan. 31, the U.S. Centers for Disease Control and Prevention (CDC) **issued a federal quarantine for 14 days** affecting the 195 American evacuees from Wuhan, China. Starting Sunday, Feb. 2, U.S. citizens, permanent residents and immediate family who have visited China's Hubei province will undergo a **mandatory 14 days quarantine** and, if they have visited other parts of China, they would be screened at airports and asked to self-quarantine for 14 days. The last time the CDC had issued a quarantine was over 50 years ago in the 1960s, for smallpox.
-  President Donald Trump signed an order on Jan. 31 for the U.S. to **deny entry to foreign nationals who traveled to China** within the preceding two weeks, aside from the immediate family of U.S. citizens.
- On Jan. 30, the CDC had confirmed the **first case of person to person transmission in the U.S.:** ^[12] the husband of the Chicago, Illinois case who had returned from Wuhan, China on Jan. 13 and who tested positive for the virus on Jan. 24).
- CDC stated on Jan. 30 that "It is likely there will be more cases of 2019-nCoV reported in the U.S. in the coming days and weeks, including more person-to-person spread."^[12]
- The virus had been confirmed in **5 states**.
- On Jan. 31, **New York City** health officials vehemently denied the rumor regarding a coronavirus case in the city. ^[13] On Feb. 1, however, the city's health commissioner did report that there was a test being performed on a person under 40 who had returned from China, developed matching symptoms, and tested negative to the seasonal flu.
- Most US patients had recently visited Wuhan.**
- All of the first five U.S. cases were described as **mild**.
- A study on the first US case of novel coronavirus detailed mild symptoms followed by pneumonia (https://www.cnn.com/2020/01/31/health/washington-coronavirus-study-nejm/index.html?utm_term=link&utm_medium=social&utm_content=2020-02-01T00)

U.S. Airlines suspended ALL flights between the U.S. and China

On Friday, January 31, Delta, American and United announced they would temporarily suspend all of their mainland China flights in response to the coronavirus outbreak.^[14]

Prior to this January 31 announcement:

- UNITED AIRLINES**
on Jan. 28 had announced it would cut 24 flights between the U.S. and China for the first week of February.
- AMERICAN AIRLINES**

on Jan. 29 had announced it would suspend flights from Los Angeles to Shanghai and Beijing from Feb. 9 through March 27, 2020. It will maintain its flight schedules (10 daily A/R) from Dallas-Fort Worth to Shanghai and Beijing, as well as from Los Angeles and Dallas-Fort Worth to Hong Kong.

- **DELTA**

had not adjusted its schedule of direct flights from the U.S. to China. It is the only airline with direct flights to not take action so far.

The White House was considering issuing a ban on flights between the United States and China, as of late Jan. 28^[11]. Italy has announced on January 31 that it was suspending all flights to and from China following the first 2 cases of coronavirus in Italy.

Travel Alert: Do Not Travel to China

- The U.S. State Department on January 30 issued a **Level 4: Do Not Travel to China Alert** (<https://travel.state.gov/content/travel/en/traveladvisories/traveladvisories/china-travel-advisory.html>) ^[4] (the highest level of alert).
- Previously, on January 29, the advisory was set at a lower "Level 3: Reconsider Travel" advising not to travel to Hubei Province: (Level 4) and reconsider travel to the remainder of China (Level 3).
- The CDC on Jan. 28 issued a Level 3 Warning (<https://wwwnc.cdc.gov/travel/notices/warning/novel-coronavirus-china>), recommending that travelers **avoid all nonessential travel to China** ^[5].

Screening incoming passengers at 20 airports in the U.S.

On January 17, the CDC announced that 3 airports in the United States would begin screening incoming passengers from China: SFO, JFK, and LAX ^[6] Other 2 airports were added subsequently, and on January 28, the U.S. Department of Health and Human Services (HHS) announced that 15 additional U.S. airports (bringing the total to 20) would begin screening incoming travelers from China.

Below is the complete list of airports where screening for the 2019 Novel Coronavirus (2019-nCoV) is in place:

- Los Angeles International (LAX)
- San Francisco International (SFO)
- Chicago O'Hare
- New York JFK
- Atlanta Hartsfield-Jackson International
- Houston George Bush Intercontinental
- Dallas-Fort Worth International
- San Diego International
- Seattle-Tacoma International
- Honolulu International
- Anchorage Ted Stevens International
- Minneapolis-St. Paul International
- Detroit Metropolitan
- Miami International
- Washington Dulles International

- Philadelphia International
- Newark Liberty International
- Boston Logan International
- El Paso International
- Puerto Rico's San Juan Airport

Sources for the historical account

1. Novel Coronavirus (2019-nCoV) situation reports (<https://www.who.int/emergencies/diseases/novel-coronavirus-2019/situation-reports/>) - World Health Organization (<https://www.who.int/>) (WHO)
2. 2019 Novel Coronavirus (2019-nCoV) in the U.S (<https://www.cdc.gov/coronavirus/2019-ncov/cases-in-us.html>) - U.S. Centers for Disease Control and Prevention (<https://www.cdc.gov/>) (CDC)
3. Symptoms of Novel Coronavirus (2019-nCoV) (<https://www.cdc.gov/coronavirus/2019-ncov/about/symptoms.html>) - CDC
4. China Travel Advisory (<https://travel.state.gov/content/travel/en/traveladvisories/traveladvisories/china-travel-advisory.html>) - U.S. State Department, accessed January 31, 2020.
5. Novel Coronavirus in China - Warning - Level 3, Avoid Nonessential Travel (<https://wwwnc.cdc.gov/travel/notices/warning/novel-coronavirus-china>) - CDC, January 28, 2020.
6. Public Health Screening to Begin at 3 U.S. Airports for 2019 Novel Coronavirus ("2019-nCoV") (<https://www.cdc.gov/media/releases/2020/p0117-coronavirus-screening.html>) - CDC January 17, 2020
7. First Travel-related Case of 2019 Novel Coronavirus Detected in United States (<https://www.cdc.gov/media/releases/2020/p0121-novel-coronavirus-travel-case.html>) - CDC, January 21, 2020
8. Second Travel-related Case of 2019 Novel Coronavirus Detected in United States (<https://www.cdc.gov/media/releases/2020/p0124-second-travel-coronavirus.html>) - CDC, January 24, 2020
9. CDC confirms additional cases of 2019 Novel Coronavirus in United States (<https://www.cdc.gov/media/releases/2020/s0126-coronavirus-new-cases.html>) - CDC, January 26, 2020
10. 2019 Novel Coronavirus (2019-nCoV) in the U.S. (<https://www.cdc.gov/coronavirus/2019-ncov/cases-in-us.html>) - CDC, Updated January 29, 2020
11. White House considers ban on flights to China amid coronavirus outbreak (<https://eu.usatoday.com/story/travel/news/2020/01/28/white-house-considers-ban-china-flights-amid-coronavirus-outbreak/4602839002/>) - USA Today, Jan. 28, 2020
12. CDC Confirms Person-to-Person Spread of New Coronavirus in the United States (<https://www.cdc.gov/media/releases/2020/p0130-coronavirus-spread.html>) - CDC Press Release, Jan. 30, 2020
13. NYC Officials Deny Report Of Coronavirus Amid Confusion (<https://www.forbes.com/sites/sergeiklebnikov/2020/01/31/nyc-officials-deny-report-of-coronavirus-amid-confusion/#351e47b5652c>) - Forbes, Jan. 31, 2020
14. Delta, American, United to suspend all China mainland flights as coronavirus crisis grows (<https://eu.usatoday.com/story/travel/2020/01/31/coronavirus-china-flight-ban-delta-cuts-all-flights-white-house/4620989002/>) - USA Today, Jan. 31, 2020
15. Secretary Azar Declares Public Health Emergency for United States for 2019 Novel Coronavirus (<https://www.hhs.gov/about/news/2020/01/31/secretary-azar-declares-public-health-emergency-us-2019-novel-coronavirus.html>) - U.S. Department of Health and Human Services (HHS), Jan. 31, 2020
16. Man returning from Wuhan, China is first case of 2019 Novel Coronavirus confirmed in Massachusetts (<https://www.mass.gov/news/man-returning-from-wuhan-china-is-first-case-of-2019-novel-coronavirus-confirmed-in>) - Massachusetts Department of Public Health, Feb. 1, 2020
17. County of Santa Clara Public Health Department Reports First Case of Novel (new) Coronavirus (<https://www.sccgov.org/sites/phd/news/Pages/novel-coronavirus-1-31-2020.aspx>) - Santa Clara County Public Health, Jan. 31, 2020
18. Coronavirus: First case confirmed in Santa Clara County (<https://www.mercurynews.com/2020/01/31/santa-clara-coronavirus/>) - Mercury News, Jan. 31, 2020

worldometer (/)

[about \(/about/\)](#) | [faq \(/faq/\)](#) | [languages \(/languages/\)](#) | [contact \(/contact/\)](#) | [report coronavirus cases \(/report_us/\)](#)



[\(/newsletter-subscribe/\)](#)



[\(https://twitter.com/Worldometers\)](#)



[\(https://www.facebook.com/Worldometers.info\)](#)

© Copyright Worldometers.info - All rights reserved - [Disclaimer & Privacy Policy \(/disclaimer/\)](#)